

The Townes at Blakely Park

46 Emerson Lane, Harrisonburg, VA 22802



CAPITAL RESERVE STUDY & FINANCIAL ANALYSIS

Executive Analysis

Final Report

2302 E Cary Street
Richmond, Virginia 23223



804.644.6404
www.DMAreserves.com

Executive Analysis

Final Report

Date: 7/31/2024

DMA Project #2403012

Prepared for: The Townes at Blakely Park

Contact

Kayleigh Sponaugle

kayleigh@rocktownrealty.com

218 E. Market Street

Harrisonburg, VA 22801

Capital Reserve Study Level II

Prepared by: Rick Weinberg

DMA Reserves, Inc.

Welcome to NAVIGATOR™ - DMA's Interactive Reserve Study

Thank you for retaining DMA Reserves Inc. to prepare this Capital Reserve Analysis and Report. This report and the accompanying supplemental reports have been prepared using NAVIGATOR™, DMA's proprietary operating system that combines our extensive database of reserve component information, national cost data, continually updated inflation indices and client-specific information with the industry's most powerful data analysis tools. NAVIGATOR™ is a robust tool to evaluate your reserves today and in the future to steer your funding plan through the ever-changing real-life conditions that affect your community over time.

We recommend that you take advantage of our live online working session with management and community leaders, which is included in our project fee. During these sessions all aspects of the analysis are open to discussion, correction, and modification in real time along with real-time alternate funding scenarios. This tool will give you greater power, knowledge, and control over your community's capital reserve budgets. We also offer *in-person* working sessions, presentations, and town hall meetings for an additional fee. Contact us for more information on these options.

We are proud to announce our **new** subscription service to our NAVIGATOR™ PORTAL. This subscription is **free** with all contracts initiated from 2024 proposals. (If your proposal did not include the subscription, please contact us for subscription information.) In the PORTAL, you will be able to access your final reserve study report, all client information that you submitted for this study, DMA's full photographic record of your property, as well as other resource information for all DMA clients. DMA will also be rolling out interactive access to your analysis and to your component records so that you can run your own client review analysis and update component information when you complete reserve-funded projects. You will be advised when those services become available, and we offer free training on the use of the site.

You should review your reserve expenditures and funding plan at least annually as part of your annual budgeting process, but also at any time that significant changes are made or anticipated to be made to the reserve account. At any time, you may contact DMA to complete a Level III Financial Update of your study based on any actual capital component replacements that you have made or expect to make, including corresponding adjustments to the funding plan. We provide this service on an hourly fee basis. As part of these adjustments, DMA will update all component costs and useful life estimates, as well as the current inflation rate and your current rates of return on investments. Each Level III final report can be used to create a new updated Client Review study in the PORTAL.

DMA recommends that this analysis be updated every five (5) years at a minimum. The five-year update will include a site visit to re-inspect the components, evaluate their condition and their remaining life, add any new components, and delete any that have been removed. We will also update the unit costs, inflation, interest, and threshold factors and revise the funding model. You can request these updates in the NAVIGATOR™ PORTAL. Fees for these updates, also called Level II reserve studies, are determined when you request the update. DMA will provide a new proposal for this work. Note that your free subscription to the PORTAL ends after five (5) years from the date of this final report but is renewed automatically with a new Level II contract.



Douglas L. Greene, RS, NCARB
President, DMA Reserves, Inc.

CONTENTS OF THIS REPORT

Section	Page
Purpose of the Reserve Study	1
Personnel and Project Information	2
Standards, Limitations, Conditions, Disclosure and Restrictions	3
Governing Statutes	5
The Physical Analysis	6
The Financial Analysis	12
Introduction to this Account	16
Reserve Account History	18
Summary Schedule of Components	19
Reserve Expenditure 5-Year Plan	22
Financial Summary	25
Navigator Cash Flow Funding Plan	26
Navigator Assessment Allocation Model: Annual Change	29
Navigator Assessment Allocation Model: Annual Assessment Per Unit	30
DMA Assessment Allocation Model: Average Monthly Assessment per Unit	31

ADDITIONAL SEPARATE FILES PROVIDED

Component Record

– includes detail information about quantities, locations, lifecycle projections, client historical cost data, comments from DMA staff and estimated replacement costs for all components. All cost projections are in current values.

Annual Capital Reserve Expenditures

– includes budgeted expenditures per year in total and by component. All costs are in future values based on the inflation rate used in the study.

Photographic Record

– digital folder of all photographs taken on site (provided on the NAVIGATOR PORTAL).

The Townes at Blakely Park

Purpose of the Reserve Study

Your organization owns capital improvements (assets) including infrastructure and amenities. If your organization is an association, these assets are owned in common by all property or unit owners. Your organization is responsible for replacing these assets when they fail, wear out, or become obsolete. A capital reserve account is designed specifically to accumulate funds for eventual replacement of your commonly owned assets when they reach the end of their useful lives. Depending on your tax status, funds in this dedicated account can be accumulated over a period of years without being taxed, however they can only be used for the repair or replacement of capital assets. They cannot be returned to the operating account without the organization paying a penalty. Each capital asset is referred to in this study as a component of your Capital Reserves. All components eventually need to be replaced in full or in part, although they may normally function for 10, 20, 30 years, or longer. Regular operating and maintenance budgets do not cover the funding required for these needs. This capital reserve study looks at various ways to adequately fund your reserves.

A reserve study is not a maintenance schedule. It is a general predictor for replacement of components, however it is not a required maintenance or replacement schedule. Specific decisions about replacement of each component should be made by Management and the Board based on this information and on a periodic assessment of the actual condition of each component.

Level I and Level II reserve studies include a walk-through visual inspection of the property and all reserve components. It is not an in-depth engineering assessment of the component's functional operation, defects, or design, and does not include testing, destructive inspection or inspection of concealed spaces or normally inaccessible locations. Our company is staffed with construction professionals – architects, engineers and designers who understand the general nature of all the components listed. However, in-depth assessments of specific components including testing and disassembly are outside the scope of the reserve analysis. Where clients have specific questions or concerns about the condition, operation, or suitability of specific components to their purpose, they should retain the services of specialized consultants who can provide such assessments. DMA may recommend such additional studies for specific components when our observations warrant.

No reserve study can guarantee any specific result relative to the actual future performance of capital components nor guarantee actual replacement costs, due to the large number of variants outside of the analyst's control. This reserve study is a tool to assist you in developing a logical capital replacement funding plan for your property or facility, and DMA does not provide a warranty of any specific future costs or replacement occurrences for any components in this study, or that the recommended funding plan will match all future capital needs. DMA recommends updating this study when there are material changes to your components or your expenditure activity from what was projected. Updates will incorporate your actual present and recent experience into all current assessments and future projections.

The Townes at Blakely Park

Personnel and Project Information

Community Size (Number of Units):	15	Year(s) constructed:	2006
Unit Types:	Townhomes Community	Year converted:	N/A

This study was prepared by Rick Weinberg, RA, RS, a Reserve Specialist. Mr. Weinberg holds a Bachelor of Science in Architecture from The Georgia Institute of Technology.

The field survey, inventory, and condition assessment was conducted by Rick Weinberg also.

DMA was awarded the contract on 3/12/2024

DMA conducted site visits at the property on 7/1/2024

A Working Session was not requested by the client.

Photographs were taken at the site and a digital folder can be provided upon request at the completion of the project.

In addition to the on-site review of components, DMA also reviewed the following information provided by the client:

balance_sheet-20240318

Blakely 2024 Approved Budget

Blakely Articles of Incorporation

Blakey Cov & Res

NONE

Re The Townes at Blakely Park Request for Additional Information

The Townes at Blakely Park

Standards, Limitations, Conditions, Disclosure and Restrictions**STUDY STANDARDS**

This study was conducted in accordance with the Community Associations Institute National Reserve Study Standards. A summary of the standards is contained in our information article entitled "National Standards" which is included in the Appendix.

The data and analysis information that forms a part of this report contains proprietary programming and program coding that is not available for distribution to outside parties. Copies of the data and analysis have been made available in Adobe's Portable Document Format and included as part of this report. Upon request, component information can also be provided in Excel format for easier viewing and navigating through the data.

STUDY LIMITATIONS AND CONDITIONS

- 1 No destructive testing, lab analysis or other investigative methods were used to determine the condition of the components. Due to these limitations, as set forth in the reserve study guidelines that we subscribe to, the limited visual observations that were made are not sufficient to be considered a qualified architectural or engineering assessment of the state or condition of the components.
- 2 All common areas on the property were observed unless access was limited or not made available to us at the time of the inspection. The observations and opinions expressed herein with regard to the useful life of the components are based on our general professional knowledge of construction and our knowledge of the typical replacement experience of many communities and other entities with the same component types.
- 3 The inventory included taking field measurements, measurements from aerial and satellite imagery, digitized measurement over photo imagery and takeoffs and measurements from design and as-built drawings as there were deemed to be reliable. In the case of a Level II Update the quantities provided by the Client from previous studies was utilized when it was deemed to be reliable and accurate. In the case of a Level III Update all inventory data from previous studies provided by the Client was deemed accurate and reliable.
- 4 Our projections of remaining useful life are not architectural or engineering recommendations for executing specific projects. As the end of the remaining useful life approaches, as set forth in this study, the association should seek professional architectural, engineering, contractor, service providers or qualified product manufacturer or supplier assistance, as appropriate, and as to the need for and the scheduling of each specific replacement project. Particularly those of any significant magnitude.
- 5 An asset can be made up of several components that need to be maintained, repaired and replaced. Other elements of the asset may be considered permanent with respect to the asset. The schedule of components provided herein, is based upon information received from the client regarding the common elements and/or assets that the client is responsible for. It is the client's responsibility to verify that the schedule of components is complete.
- 6 Financial information including the present fund balance, interest from funds on deposit, and recent capital expenditures, were provided by the Client and are deemed reliable and complete by DMA Reserves, Inc.
- 7 Information provided by the Association about prior reserve replacement projects is considered to be reliable and complete. No inspection by DMA Reserves, Inc. should be interpreted as a project audit or quality inspection.
- 8 Industry Life Expectancy is based on printed product literature, product or material warranties, industry standards literature, and on the opinions of manufacturers, installers, or maintenance contractors based on their experience with these products and materials.
- 9 Unit prices are based on published unit price standards such as R. S. Means "Residential Cost Data", Facilities Maintenance and Repair Cost Data, and "Facilities Construction Cost Data", latest editions, and on pricing obtained from contractors, installers, or manufacturers. All prices are given in present dollars unless noted otherwise. Prices listed are not guaranteed as exact quotes for work included.

The Townes at Blakely Park

- 10 This analysis incorporates assumptions about the future rate of inflation, and the future interest income on your account deposits. If significant changes occur in either of these rates, this calculation should be re-run with current information.
- 11 The results of this analysis are predicated on your contributing the recommended amount in each previous year and on expenses occurring generally as predicted. This Reserve Study can be updated as a Level III study every year up to 4 years from the original study date, and should be updated with a Level II study or replaced with a new Level I study every 3 to 5 years, which may depend on statutory requirements, to correct for normal variations.
- 12 DMA's Capital Replacement Reserve Studies are designed to be used as planning tools. They are a reflection of information provided by the Client and our analytical inputs, and are assembled for the Client's use. This reserve study should not be used for the purpose of performing an audit, quality/forensic analysis, or for background checks of historical records.

DISCLOSURE

DMA does not have any financial interest in this community or facility, its management company or any vendor mentioned or used in this study beyond this work. This study represents all facts known to DMA at the time of its preparation that if purposefully omitted would cause a distortion of the Client's situation regarding its capital reserve plan.

LEGAL RESTRICTIONS ON USE OF THIS INFORMATION

Ownership of Reports, Electronic Files, Data, Media, Software Programs and Other Related Materials: Reports, electronic files, media, and software programs are instruments of professional service and the intellectual property of DMA Reserves Inc., and where appropriate, shall be protected and copyrighted under the laws of the United States with all rights reserved. The Client and their authorized representative or agent are entitled to use these documents in connection with this project. This use may include distribution of DMA reports including electronic files to membership, including publication on private member access portions of client's website. Client may also share DMA reports with Client's accountants, auditors, and bankers, and may include DMA reports in required disclosures to buyers or prospective members in accordance with governing statutes. DMA reports, electronic files, data, media, software programs, written and electronic communications relative to this project, may NOT be shared with or distributed to ANY THIRD PARTIES not defined above without the express written consent of DMA Reserves Inc.

Use of Electronic Files, Media, Software and Programs: DMA may transmit these documents as electronic files. DMA shall not be responsible for any viruses that may be transmitted with the electronic files, media, software or programs furnished to the Client. DMA shall not be responsible for any data erosion, erasure, alteration or failure of electronic files, media, software or programs that may occur at the time of transmission or over time. DMA makes no warranty as to the compatibility of the electronic files, media, software or programs with any operating system or programs.

The Townes at Blakely Park

Governing Statutes**Virginia**

Updated on: 9/12/2022

Associations must conduct a reserve study at least once every five years to determine the necessity and amount of reserves required to repair, replace and restore the common elements or capital components. The board of directors must review the study at least annually and make adjustments as the board determines to keep the funding of reserves sufficient. The statutory provisions on reserves also include requirements for the contents of the association budget if reserves are determined to be a necessity. [Section 55.1-1965.](#)

Resale certificates must include the current reserve study report or a summary thereof, a statement of the status and amount of any reserve or replacement fund and any portion of the fund designated for any specified project by the association. [Section 55.1-1991.](#)

NOTE: This information is provided by Community Associations Institute© (www.caionline.org) and is intended for general educational and informational purposes only; it may not reflect the most recent developments, and it may contain errors or omissions. The publisher does not warrant or guarantee that the information contained here complies with applicable law of any given state. It is not intended to be a substitute for advice from a lawyer, community manager, accountant, insurance agent, reserve professional, lender, or any other professional.

The Townes at Blakely Park

The Physical Analysis**RESERVE COMPONENTS DEFINED**

A Reserve Component is defined as a specific project to replace, refurbish or significantly repair one or more capital assets in a specific location or in multiple locations on the property. Capital assets may include all types of property improvements which are owned by the owners Association, or for which the Association is required by the Declaration to provide maintenance. Examples would include any private roads, parking lots, sidewalks, paved trails, lakes, dams, swimming pools, tennis courts, playgrounds, clubhouses, etc., that make up the common area or shared amenities of the community. Other capital assets may include clubhouse or pool furniture, maintenance equipment and vehicles, or other miscellaneous assets like pumps, motors, generators, etc.

In condominiums, cooperatives and some HOA's capital assets can include certain exterior components of individual units or buildings containing units, as identified in the governing documents. Some capital assets may also be classified as limited common elements of individual homes or lots, such as driveways, patios, decks, siding and roofing. A limited common element may be owned by one unit-owner but maintained by the association, or used only by a limited group of owners and maintained by the association.

In large condominium buildings capital assets will include interior common areas – lobbies, halls, elevators, party rooms, etc., and common building equipment such as boilers, chillers, water pumps, generators, trash compactor and the like.

This study will also include any components related to hidden capital assets (within a structure or underground) which cannot be viewed or quantified by visual observation when we feel that replacement or significant capital repair activities will be required over the life of the asset. Such components may be listed as an "allowance" for costs related to potential repair or partial replacement projects.

This study may also include components with estimated useful lives and remaining lives that exceed the default 30-year study period. The cash flow financial analysis can be adjusted at any time (including during working sessions) to capture long-life components and examine their impact on reserve funding. DMA studies can be published with a study period of any time frame from 20 years to 50 years at the request of the client.

NAVIGATOR™ uses two descriptors to define individual components – a component name and a component location. These descriptors can be used interchangeably to identify the capital asset. In some cases, a specific project such as "mill and resurface asphalt" will be the component name and "Center Street" will be both the asset name and the asset location. In other cases, the asset, such as "split-system heat pump" will be the component name (meaning replacement of the split-system heat pump), and "Clubhouse" will be the location. Use of the asset name as the component name will always mean complete replacement of that asset unless otherwise noted.

MINIMUM CRITERIA FOR RESERVE COMPONENTS

DMA reserve studies do not set minimum criteria for reserve components. We prefer to leave the decision to include components up to the Reserve Specialist first, and then up to review by the client. We believe that arbitrary limits can potentially leave out components that may have significant impacts on association budgets and thus, diminish the effectiveness of the reserve analysis to predict funding needs. We can include minimum criteria upon request by the client. The two typical minimum limits are:

Keep in mind that all assets that an association owns and that need replacement, will be replaced with association funds – either from the reserve account or the operating account. DMA puts as many assets as possible in the reserve account so that they can be tracked over time in the reserve analysis. The operating account typically does not have this capability.

- ❖ Minimum dollar value (current dollars). For example, a client may ask that we not include any components with replacement costs less than \$1,000, \$5,000, etc.
- ❖ Minimum estimated useful life (EUL). For example, a client may ask that we not include any components with an EUL of less than 3 years.

The Townes at Blakely Park

COMPONENT ASSEMBLIES AND RELATED COMPONENTS

Related components that may, of necessity, be replaced at the same time may be grouped into Assemblies. The Assembly is then the line-item component in our main Schedule of Components. Any sub-component included in an assembly can be pulled out of that assembly and listed separately if it is replaced individually.

Similarly, small components that may be too insignificant to track in the reserve study but which may likely be replaced as a group, will be combined into an assembly and put in the Schedule of Components as such. An example would be furniture which may be replaced as a group in a renovation or refurbishment project.

OPTIONAL COMPONENTS

In order to include all projected major expenditures involving capital assets, DMA may include components that may not typically qualify for tax exemption under IRS rulings for nonprofit organizations filing Form 1120 or 1120H. It is incumbent upon the organization to determine the tax implications of comingling exempt capital expenditure funds from excluded or nonexempt designated funds in their bank and investment accounts. The organization should consult their attorney or accountant on this matter. Some of these items include:

- ❖ Painting, wall coverings and other cosmetic work.
- ❖ Landscape Improvements and replacement of any landscaping (trees, shrubbery, etc.).
- ❖ Irrigation system maintenance.
- ❖ Asphalt seal coating and striping.
- ❖ Cleaning and power washing activities.

EXCLUSIONS

Some capital assets are not included as reserve components. Components that you do not see in this report are generally related to one of the categories below or are not owned by the association

- ❖ Permanent Improvements: This group includes components that if properly maintained will have a useful life equal to the property as a whole. The end of the useful life of the property would occur when it would be necessary that all of the infrastructure would need to be demolished and cleared or the area and infrastructure completely evacuated and reconditioned to return the property to a safe and useful state. A typical example would be entire building structures.
- ❖ Masonry, Stone, Concrete: Generally, masonry, stone and concrete building cladding and flatwork would be considered to have an unlimited useful life and their replacement is not envisioned. However, repairs such as mortar tuck pointing, patching and replacing sections of broken or damaged masonry, stone and concrete is a reality and a component line item for this is often included in the reserve funding study.
- ❖ Unit or Home Owner Modifications: Components that are part of a Unit in a condominium, or a private home in an HOA are not included unless they are specifically defined in the Declaration or Bylaws as a Common Area or Limited Common Area. On occasion unit or home owners will modify components that are considered common or limited common elements. The cost of these modifications are typically not included as part of the capital reserves.
- ❖ Incidental or Maintenance Items: Some components are small enough, or may require repair or replacement on a recurring short-term basis. These items and actions are typically funded from the operating account as annual maintenance items.
- ❖ Capital Improvements: These include development or purchase of any new asset to be placed in service for the first time. These are not capital reserve components. After the asset has been placed in service, the money set aside for repair and replacement can then be included in the capital reserve study.

The Townes at Blakely Park

COMPONENT QUANTITIES AND MEASUREMENT

The Schedule of Components provides the total quantity or measurement of each asset for which a reserve component is identified. This is stated as the amount, size, number or extent of each component based on defined units of measure. Typical units of measure include:

- ❖ SF = area measurement defined in square feet
- ❖ SY = area measurement defined in square yards
- ❖ SQ = area measurement defined by “square” (100 square feet)
- ❖ LF = length measurement defined by linear feet
- ❖ CY = volume measurement defined by cubic yards
- ❖ EA = quantity measurement defined by number of individual units, “each”.
- ❖ PR = quantity measurement defined by number of paired units, “pair”.
- ❖ LS = allowance measurement for components with indeterminate or combined quantities of different individual units “lump sum”

All components are viewed on site unless otherwise specified herein. The components are documented with a photo of the component or of a typical component or group of components where there are a large number of repetitive component elements. Quantities for each component are developed either by on-site measurement, measurement from scale engineering and architectural drawings when available, measurement on scaled photos or measurement by satellite mapping. In the case of on-site measurements of building envelope components for multiple buildings (i.e., roofs, siding, trim, doors, windows, gutters, etc.) it would take an extraordinary amount of time and money to identify and measure each and every component on each and every unit. In that case quantities may be arrived at by measuring a single model or a single unit of similar character and multiplying those quantities by the number of similar units. This methodology has resulted in acceptably accurate results as far as quantities are concerned for the reserve study budget analyses.

If this study is an update of a previous study, the quantities used are as determined in the previous study unless otherwise noted. In cases where a recent historic cost estimate or bid exists the bid amount may be used as a “lump sum” in lieu of a unit quantity estimate.

COMPONENT IN-SERVICE DATE, ESTIMATED LIFE AND REPLACEMENT SCHEDULE

The following component information is included in the Summary Schedule of Components in this report and/or in the Detailed Schedule of Components, provided as a separate file:

- ❖ In Service Date: This identifies either the known year or our estimate of the year that each component was placed in service (built, installed, replaced, etc.).
- ❖ Estimated Useful Life (EUL): This is the expected working life of the component in years, based on the actuarial or industry standard life, combined with our observation of the condition and use of the component in this setting. Our EUL for a component in one setting may be different for the same or similar component in another setting. The terminology “expected” is important in that some components are subject to partial failures and replacements even though a portion or majority of the component may have a much longer service life. An example is concrete sidewalks. Concrete may last in serviceable condition for 100 years, but outside factors can affect sidewalks and require replacement of specific locations in a shorter time frame. In some cases, the same portion may be replaced multiple times within the total life span. Some components may be a group of like entities such as doors. In this case some doors may be more susceptible to replacement than others based on use and exposure. The EUL sets a minimum estimated life before we expect some replacement activity even though many of the doors in the group may last much longer.

Our sources for these EUL's include R. S. Means Cost Data, Fannie Mae Property Condition Assessment tables, and American Society of Heating,

The Townes at Blakely Park

Refrigerating and Air Conditioning Engineers (ASHRAE) Equipment Life Expectancy tables. These are industry averages based on nationwide experience in many different locations, conditions and building types. Since reserve studies are budget planning tools, these are reasonable approaches to guiding that planning, however, the Analyst performing your study may adjust some EUL's based on (a) what he/she observes about the component condition on site, (b) what your history has been with each component, if known, and (c) other potential impacts on the component due to location, exposure, usage, etc. Other factors will also affect the actual service life that you get from a component. Some components fail completely, i.e., they no longer work; others fail gradually through aging. For those components, the decision to replace may be guided by the amount of maintenance the component is requiring, obsolescence of the component, better technology and cost savings from new components, and relative appearance or operating condition that impacts the perception of your property or facility by owners / users. Remember that reserve studies are not prescriptive maintenance plans for your property. The final decision to replace a component rests with the Board of Directors based on its actual condition, relative priorities, and other maintenance options.

- ❖ Next Replacement Year: This number is computed by adding the Estimated Useful Life (EUL) to the In-Service Date.
- ❖ Remaining Useful Life: This number is computed by subtracting the Study Year (the year the analysis is being conducted) from the Next Replacement Year.
- ❖ Percent Replaced: In its simplest form, this number tells the analysis to either fund for the full replacement amount or to fund for a partial replacement amount at each occasion. Again, with the sidewalk example, the analysis may be told to fund for 5% of the total component quantity replacement at each interval. For a shingle roof, it would likely be for 100% of the component at each replacement interval.

This number can also be used to assist in "what if" scenarios. If an association is trying to decide if they want to replace a component, remove it, or do something else; the percent of replacement could be set at zero (0%) in order to remove the component from the funding plan, while still recognizing its existence in the community.

- ❖ Replacement Interval (only shown in the Detailed Schedule of Components): This is the number of years after the first projected replacement event in the study, that we expect to have another. For a component with a predictable estimated life, such as shingle roofs, the replacement interval may be the same as the estimated useful life (EUL). If the EUL is 30 years the subsequent replacement interval will also be 30 years. For our concrete sidewalk example in the previous section, however, you may replace 5% of it after an EUL of 15 years, and then another 5% every 5 years thereafter, as the entire walkway component gradually ages. These numbers are often affected by outside forces that impact the component, and can also be affected by the manner in which the association maintains the community. One association may elect to replace portions of a component every 5 years or more often, and another association may not elect to do any work for 15 years at a time. These are all decisions that can be made in DMA's working session with the Association.
- ❖ Client Responsibility (only shown in the Detailed Schedule of Components): Generally, this will always be 100%. In some situations, however, the responsibility for maintenance of certain components may be shared with another entity, such as another association, or another property owner. In these cases, the % listed will be the percentage of responsibility applicable to this account only.

REPLACEMENT COST

The replacement cost for each component in the Schedule of Components is the product of a source cost and other component descriptors discussed above.

- ❖ Unit Cost: This is the source cost for the replacement of one unit of measure for each component. This will always be expressed in current dollars (See our discussion below on cost estimating.)
- ❖ Replacement Cost: This number is derived from multiplying the Quantity in units x the Unit Cost x the Percent Replaced x the Client Responsibility.

The Townes at Blakely Park

DMA uses three sources of costing for components in this study. Our standard source for computing component replacement costs is from cost data published by R. S. Means Company, a division of The Gordian Group, including Facility Construction, Facility Maintenance and Repair, Commercial Construction, and Residential Construction. Our second source is actual recent replacement costs for specific components provided by the association from your General Ledger or from actual contracts or invoices. Our third source is from local contractors and suppliers, and from manufacturers of specific products. All source unit costs are indexed (cost weighted) by geographic area based on R. S. Means national cost indexing system.

All DMA estimated costs are “turn-key” costs, meaning that they include both materials and labor costs as well as indirect costs such as project staging, demolition or removal of the old components, overhead and profit, and permitting (for construction projects). They typically do not include soft costs such as engineering, design, specifications and inspections. Those can be provided as separate line-item costs when they represent material expenditures.

COST ASSEMBLY BY THE RESERVE SPECIALIST

The Reserve Specialist (RS) in charge of your project will select the most appropriate costs for the components that they see on your property or in your facility. In some cases, the RS will need to additionally assemble costs from our data base to fully address the needs of a replacement project – such as equipment replacement that requires architectural alterations, complex roof replacement projects, or underground utility replacement projects. The RS will also determine the percentage of replacement per occurrence for each component. Replacement occurrences for long-life components or component groups may be better projected as partial replacements on a recurring basis.

YOUR ACTUAL COSTS WILL VARY

DMA’s cost estimating meets industry standards for this work and we use the best information available to develop our cost data base. Many factors affect the actual cost of project at a point in time however, and you should expect your cost experience to vary somewhat from the estimates. Factors to remember include:

- ❖ Actual cost growth for a particular product or labor market vs. projected inflation rates. Most costs grow in leaps and spurts, even though they average out over time to a measurable rate. Your experience at a point in time may be on one side or the other of a cost increase.
- ❖ Competition and local market factors at the time of your replacement may put temporary upward or downward pressures on the cost of a particular item or labor rate.
- ❖ Your replacement project may include other work within the scope that is not identified or anticipated in the component replacement cost.
- ❖ Component replacement estimates are made for the most similar product, material or labor cost to what we observe on your property. It may not be an exact match for your component.
- ❖ The community may elect to upgrade or downgrade the material or product selected for replacement vs. the existing component on which the estimate was based.

Because DMA’s analyses are interactive, you can track your actual costs on our Schedule of Components and report back changes at any time and request an updated analysis based on this information.

OBSERVATIONS AND ASSESSMENT OF COMPONENT CONDITION

DMA enters observations, information and condition assessments of components in our database when we develop the Schedule of Components. This information is included in the Detailed Schedule of Components, which is issued as a separate document along with this report. In future updates this information can be updated to reflect changes in the condition or the component itself, including information provided by the client.

The Townes at Blakely Park

A photographic record of components is also provided in a companion folder to the final report. It contains photo documentation of our field observations. These photos are also linked to individual components in our database for ease of access in working sessions and in later reviews and updates.

The observations and opinions expressed in this report are based on our general professional knowledge of construction and our knowledge of the typical replacement experience of many communities and other entities with the same component types. Our projections are not architectural or engineering recommendations for specific projects. The Board of Directors should seek professional or industry assistance for each specific replacement project, based on the conditions in existence at the time of replacement and as the need for replacement or repair becomes imminent.

The Townes at Blakely Park

The Financial Analysis**Parameters:**

- ❖ **Fiscal Year:** Your budget year, identified with a start date and an end date. The most common fiscal year is the calendar year with a start date of January 1st and an end date of December 31st. For some associations, the fiscal year begins on another month, such June 1st, (ending on May 31st).
- ❖ **Study Year:** Your current fiscal year, unless otherwise noted in the study. When a fiscal year is not the calendar year, it may be defined as the year that includes the end date. For example, a fiscal year starting June 1st, 2020 and ending May 31st, 2021 is typically identified as FY 2021. In the DMA reserve study, the study year will be defined as year 2021. In studies that are completed close to the end of the fiscal year, DMA may elect to move ahead to the upcoming fiscal year to be the study year.
- ❖ **Reserve Account Starting Balance:** This is the total of all funds in cash and investment accounts for an identified capital reserve account, as defined in the association balance sheet for the period ending at the end of the previous fiscal year. Accounting methods and balance sheet vary. If the reserve account balance is not easily discernable from the balance sheet, then it is the association's responsibility to provide DMA with this value as of that date. If the study year is moved ahead to the upcoming fiscal year, the reserve account balance for that date needs to be estimated. Note: a balance sheet may include other factors that affect the reserve account balance used in the study. These can include outstanding loans from the reserve account to the operating account, any payables due from the reserve account that are not included in the funding plan, non-collected funds due to the reserve account or prepaid assessments already in the reserve account, among others. It is the association's responsibility to adjust the starting balance of the reserve account to reflect any of these factors that may be material. In the case of new communities, unbuilt communities or communities without existing reserve accounts, this starting balance may be \$0.00.
- ❖ **Average Earnings Rate:** This is the average of the rates of return on interest or income from reserve funds on deposit in banks and in investment accounts. This is the net income to the reserve account from these deposits, exclusive of taxes. If the association advises DMA that this income is not paid back into the reserve account, then the earnings rate in this study will be 0.00%.
- ❖ **Budgeted Contribution:** This is the cash contribution or transfer of assessment funds to the reserve account in the association's budget for the fiscal year corresponding to the study year. In the case of new communities, unbuilt communities or communities without existing reserve accounts, there may be no budgeted contribution, in which case this study will recommend the initial contribution.

CURRENT FUNDING STATUS – PERCENT FUNDED AND FUNDING DEFICIT

To assess your current funding level DMA calculates the percent funded for each component in the study at a point in time – generally at the beginning of the fiscal year corresponding with Year 1 of the study (study year). We use an inflation-adjusted method for calculating the relative replacement value of each component (the amount of money that should be available to replace the component if it were fully funded) and compare the total value for all components to the actual total balance of the reserve account. This is called the percent funded.

Note: the term “fully funded” does not mean that the total replacement cost of every component is always available at any time. It means that the funding level is sufficient such that the total replacement cost will be funded at the time that the component is projected to be replaced. The funding deficit (or surplus) is the difference between the combined inflation-adjusted replacement values of all components and the actual reserve account balance.

Some states require that reserve studies provide this information, and the Community Associations Institute requires that reserve studies provide a statement on the relative health of the reserve account. This information should meet both requirements, but we do not use this to project a long-term funding solution for your reserve account.

The Townes at Blakely Park

DMA'S INTERACTIVE CASH FLOW FUNDING PLAN

- ❖ **Baseline Funding Model** – The goal of this model is to keep the reserve cash balance above zero. This means that at no time during the funding period will the projected reserve balance drop below zero dollars. This is the least conservative model. An association using this model must understand that even a minor reduction in a component's remaining useful life can result in a deficit in the reserve cash balance. Associations can implement this model more safely by conducting annual reserve updates that include field observations.
- ❖ **Threshold Funding Model** – This model sets a minimum cash reserve balance at a predetermined dollar amount. This minimum balance becomes the "threshold" above which the reserve account should remain in every year of the study. There are two ways to set this threshold in NAVIGATOR™. The first way is simply to choose a specific dollar amount. The second way is to set a minimum dollar value based on a percentage of the total one-time replacement values of all components in the study. Different thresholds can be evaluated in the *working session*.
- ❖ **Full Funding Model** – (Also called the Component Method.) NAVIGATOR™ can also provide this funding model, upon request, in a separate report. This is the most conservative funding model. It funds each component as its own line-item budget. The goal of this model is to attain and maintain the reserves at or near 100%. For example, if an association has a component with a 10-year life and a \$10,000 replacement cost, it should have \$3,000 set aside for its replacement after three years. In this case, \$3,000 equals full funding. This method is only good for year-to-year projections and does not include inflation. DMA does not recommend this funding model, however some clients use it and some jurisdictions may require it.

NAVIGATOR™ uses a Cash Flow Funding Model to calculate your recommended reserve funding plan. This model includes our Reserve Navigator graph which shows the entire study period, which typically is 30 years. DMA can revise this study period to a minimum of 20 years or up to 50 years. Different study periods can be looked at in the live working session. This model includes two additional options:

The Reserve Navigator graph shows the projected total reserve expenditures in each year (red bars), the end-or-year reserve account balance (green bars) and the minimum threshold balance (yellow line) over the entire reserve study period. The table below the graph shows the beginning and end reserve balances in each year, the contribution or transfer to reserves in each year, the interest income in each year (if any) and the total expenditures in each year. Expenditures are adjusted for inflation. Ten year periods are shown on each page, and the graph is repeated on each subsequent page with the tabular period highlighted.

The goal of the Cash Flow funding plan is to keep your account above a minimum balance over the life of the study while ensuring that all components are fully funded when they are scheduled to be replaced. We can set that minimum balance to zero dollars (\$0.00), and convert this to a baseline funding model but we strongly recommend against using that model for your funding plan. We set the minimum account balance, or "threshold", at a level above zero, in order to provide a buffer for the variations in actual expenditures that will inevitably occur over the life of the study. We generate that number from a percentage of the total estimated one-time replacement costs of all components in current dollars. The percentage amount is entered into the study as a bottom limit for the cash flow in the account. We then index this amount to the projected rate of inflation so that it increases every year in proportion to the relative value of the dollar. Note: The threshold amount is an arbitrary number. It is not set by any law or any accounting standard. We can look at different threshold amounts in the working session and evaluate what would be most appropriate for your association and the expenditure projections. Ultimately, you the client can establish the threshold amount.

Reserve Account Transfer Change Rate

As inflation decreases the value of the dollar over time, it is logical to introduce a transfer change rate to the reserve contribution so that it grows in relation to the growth in actual costs over time. If we did not do this - if we kept the contribution constant - owners today would have to contribute a much larger amount in order to offset the declining value of the same contributions made in the future. The change rate provides parity for present and future owners.

In communities that are underfunded, it may be necessary to use a change rate that is greater than the inflation rate in order to gradually increase your contributions to an acceptable level. The Reserve Account Transfer Change Rate is expressed as a percentage (%). We can adjust this rate as a constant over the entire study period, or manually adjust it from year to year, to help us design the appropriate funding plan.

The Townes at Blakely Park

Specific Project Funding, Special Assessments and Commercial Loans

In some instances, it will be necessary for an association to fund a specific single project or one or more years of total reserve expenses with additional funds. This may be due to a history of underfunding the reserves, or it may be due to an unexpected significant expense in a given year. This additional funding can come from two sources – a special assessment and a commercial loan. DMA studies can include either or both options as appropriate to the needs and resources of the community and its members. We can evaluate both options, and also a combination option, in the working session. A funding solution that includes one or more of these options can become part of the published reserve funding plan.

Assessment Allocation Model

This reserve analysis also includes an Assessment Allocation Model. It is important to keep the reserve account funding in perspective with your overall assessment needs. Usually, the reserve budget is smaller than your operating budget and this model puts your reserve account in context of your overall budget. Keep in mind that this is only an example model. DMA does not have any responsibility for your overall budget or your operating budget, and this model makes a specific assumption about the growth of your operating budget over the next few years which may vary from your actual budget. This model shows percentage of your overall budget allotted to reserves and shows how the recommended reserve funding plan in this study might affect your overall budget in the next several years.

Inflation

This study includes a projected inflation rate for the study period. While this is only a projection, it is also important to understand how significantly inflation impacts replacement costs projected to occur 5, 10, 20 or more years from now: At an inflation rate of just 3.00% a project that costs \$10,000 in the current year will cost over \$18,000 in 20 years.

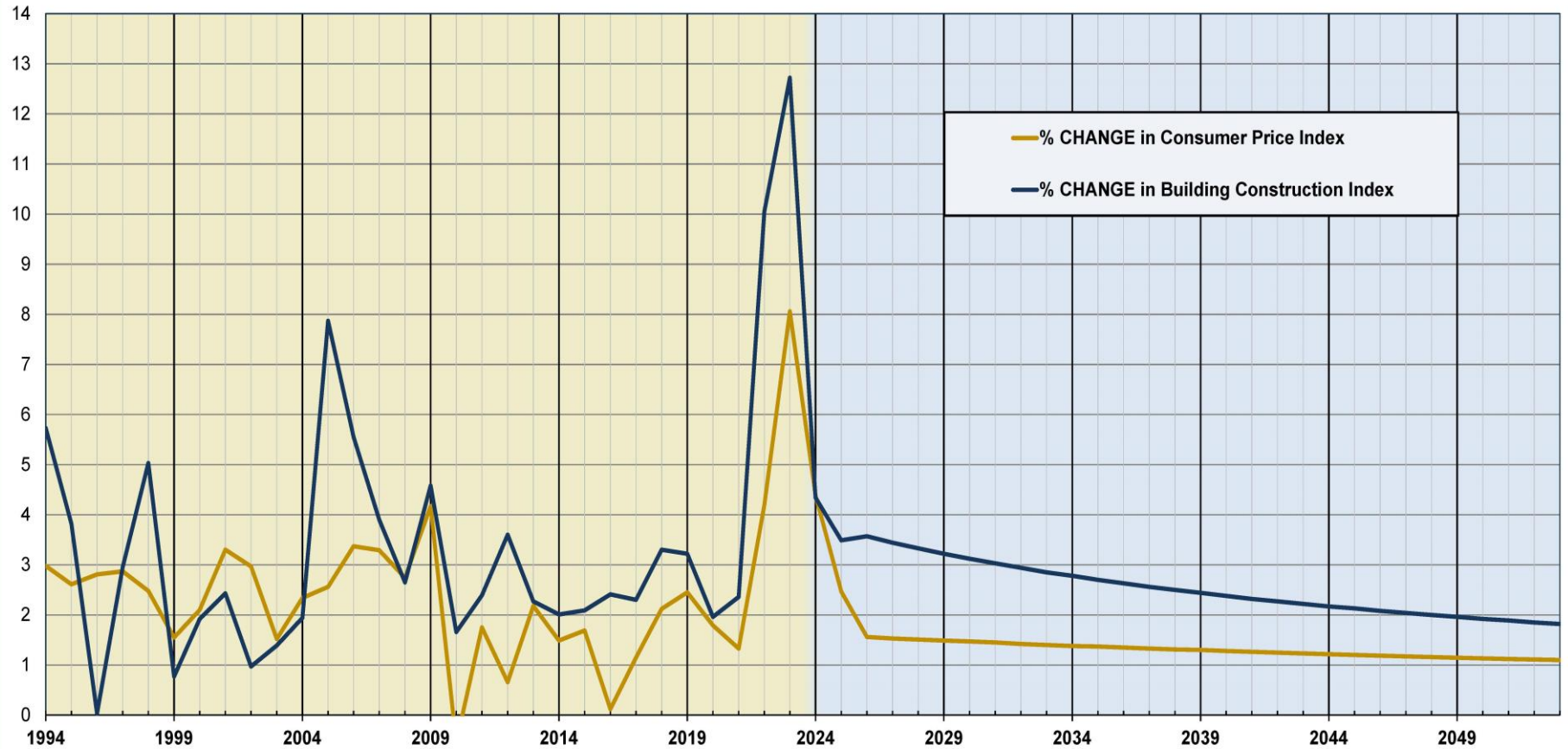
For non-building related components (such as a television), we use the Consumer Price Index (CPI), published by the U.S. Department of Labor, and is a yearly index of price changes for general consumer goods. For building related components (such as flooring), DMA uses a focused building construction inflation (BCI) index provided by R.S. Means. The BCI is an historical record of actual yearly changes to construction costs and is focused on residential or non-residential construction as opposed to the CPI. Each year our rates are updated to include the most recently published rates.

DMA offers two methods for calculating inflation expenditures: Straight-Line and Variable. The Straight Line method uses the same inflation rate over the course of the study period. If your study uses the Straight Line method, we use the most current index available and we use that same rate to project inflation for all years in the study. The Variable Rate uses a rate that changes each year using the Holt-Winters algorithm of regression analysis. If your study uses the Variable Rate method, please refer to the following graph for the yearly rate.

The Townes at Blakely Park



Variable Inflation Rate: Statistical Analysis for a 30 year study



This graph uses the ETS-AAA method with no seasonality and a lower limit.

Year	1994	1995	1996	1997	1998	1999	2000	2001	2002	2003	2004	2005	2006	2007	2008	2009	2010	2011	2012	2013	2014	2015	2016	2017	2018	2019	2020	2021	2022	2023
% CHANGE CPI	2.98	2.61	2.81	2.87	2.48	1.55	2.10	3.30	2.97	1.52	2.34	2.56	3.37	3.29	2.74	4.17	-0.550	1.75	0.66	2.18	1.49	1.69	0.12	1.15	2.12	2.45	1.79	1.33	4.19	8.06
% CHANGE BCI	5.73	3.82	0.03	2.95	5.03	0.77	1.92	2.43	0.97	1.39	1.94	7.87	5.55	3.90	2.65	4.58	1.660	2.39	3.60	2.27	2.01	2.09	2.41	2.30	3.30	1.96	1.96	2.36	10.05	12.72
Year	2024	2025	2026	2027	2028	2029	2030	2031	2032	2033	2034	2035	2036	2037	2038	2039	2040	2041	2042	2043	2044	2045	2046	2047	2048	2049	2050	2051	2052	2053
% CHANGE CPI	4.39	2.47	1.56	1.53	1.51	1.49	1.47	1.45	1.42	1.40	1.38	1.37	1.35	1.33	1.31	1.30	1.280	1.26	1.25	1.23	1.22	1.20	1.19	1.17	1.16	1.15	1.13	1.12	1.11	1.10
% CHANGE BCI	4.34	3.49	3.57	3.44	3.33	3.22	3.12	3.03	2.94	2.85	2.78	2.70	2.63	2.56	2.50	2.44	2.380	2.32	2.27	2.22	2.17	2.13	2.08	2.04	2.00	1.96	1.92	1.89	1.85	1.82

The Townes at Blakely Park

Introduction to this Account

Final Report

Published on: Wednesday, July 31, 2024

This is the **Final Report** of your reserve study. The reporting package includes three (3) reports of which this **Executive Analysis** is the primary report. In this report you will find a preliminary funding plan based on a Cash Flow analysis, narrative information on how the study is conducted, a five-year expenditure plan, and a summary schedule of all components observed at the site and included in the analysis.

The **Component Record** report is a record of all information developed for each component in the community. All narrative commentary and condition assessments are provided in this report. Also, some components may be “assemblies” of groups of like components. The individual components in the group can be viewed here. Any components highlighted in blue include changes made since the previous draft.

The **Annual Capital Reserve Expenditures** is a record of projected reserve expenditures for all years in the study period. The five-year plan in this Executive Summary is included in that record as well.

See the Financial Summary page in this report for a snapshot of your current reserve account, reserve budget for this year, total current replacement value of all components and a summary of our funding recommendation for the first five years of this plan.

The **NAVIGATOR™ Cash Flow Funding Plan**, following the Financial Summary, shows your annual funding needs for all years in the study to pay for all likely reserve expenditures based on future values due to inflation, and to maintain an adequate minimum balance in the account (the Threshold) to cover unforeseen expenses. See “The Physical Analysis” and “The Financial Analysis” discussions to understand all the workings of this study.

DMA conducted an online working session with the manager and the Board of Directors on . In that session we made the following changes:

The **NAVIGATOR™ PORTAL**

This contract includes your client access key to your reserve analysis, all client information submitted to DMA, and our complete photographic record of your property and components in the **NAVIGATOR™ PORTAL**. Other helpful resources including a listing of reserve related vendors in your area and links to articles on important topics related to reserves and facilities management are also available here. Your Contract Representatives of record can enter the Portal, with the access key provided at the initiation of this contract, however you can request to make access available to additional leaders in your community by contacting DMA.

The **PORTAL** is a powerful tool to help you manage your reserve information, reserve expenditures and annual reserve budget beyond the issue date of this report. Additional interactive tools will be made available to you over the course of this year. We will notify you as they become available. Contact us for assistance should you have any difficulty entering the **PORTAL**.

At this point the reserve account is well funded with only some minor increases necessary to have it remain so. We recommend the following. From 2025 through 2029 increase the yearly reserve transfer rate by 4%. Then, in 2030, that increase can be discontinued and the rate

The Townes at Blakely Park

returned to 0%. Also, in 2031, the amount being transferred into the reserve account can be reduced to \$9,000 for the remainder of the study period.

The Townes at Blakely Park

Reserve Account History

Previous Study		This Analysis	
Study Year:	2019	Study Year:	2024
Prepared by:	DMA Reserves	Prepared by:	DMA Reserves, Inc.
Analysis Method:	Cash Flow	Analysis Method:	Cash Flow
Total Number of Components Included:	19	Total Number of Components Included:	10
Est. Single Replacement Value of All Components:	\$89,555	Est. Single Replacement Value of All Components:	\$118,427
Study Date Balance of Reserve Account:	\$0	Study Date Balance of Reserve Account:	\$25,937
Study Period (Years):	30	Study Period (Years):	30
Did the analysis incorporate an inflation projection?	Yes	Did the analysis incorporate an inflation projection?	Yes
If "yes," what inflation factor was used?	3.08%	If "yes," what inflation factor was used?	Variable Rate: See Chart
Is Investment Income from Reserves put back into the Account?	Yes	Is Investment Income from Reserves put back into the Account?	Yes
Recommended transfer to Reserves – Second Year:	\$9,180	Recommended transfer to Reserves – Second Year:	\$12,989
Initial Transfer Change Rate (+/-)	8.00%	Initial Transfer Change Rate (+/-)	4.00%

Comments

There are fewer components in the current report due to some components, such as asphalt roof shingles, gutters and downspouts being combined into assemblies.

The Townes at Blakely Park

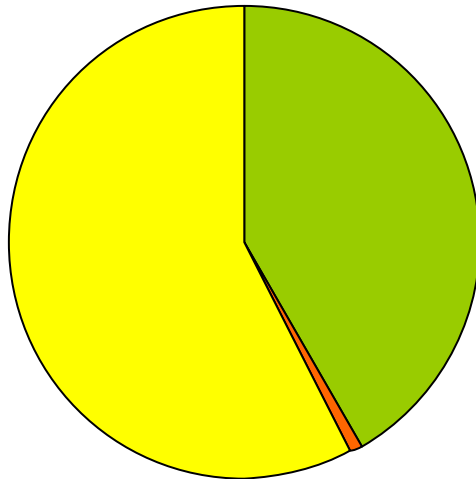
Summary Schedule of Components

Total Replacement Cost by Section

Section	Section Name	Number of Components	Replacement Costs	% of Replacement Costs
1	PAVING, FLATWORK, DRAINAGE	6	\$168,668	41.7%
2	SITE IMPROVEMENTS	1	\$3,121	0.8%
3	BUILDING EXTERIORS	3	\$232,770	57.5%
Totals		10	\$404,559	100.0%

Replacement Costs are the projected inflation adjusted costs of ALL components within the timeframe of this analysis.

Replacement Costs Proportions



■ 1 - PAVING, FLATWORK, DRAINAGE ■ 2 - SITE IMPROVEMENTS ■ 3 - BUILDING EXTERIORS

The Townes at Blakely Park

Component Summary

Line	Component Name and Location	Quantity	Units	% Repl	In-Service/ Replace Date	Current Estimated Useful Life	Remain Useful Life	Next Repl Year	Unit Cost	Replacement Cost for Study Year
001.000 - PAVING, FLATWORK, DRAINAGE										
001.000.0001	Asphalt Overlay Parking Lots-Access Drives	1450	SY	100%	2006	19	1	2025	\$21.88	\$31,726.00
001.000.0002	Asphalt Seal Coating Parking Lots-Access Drives	1450	SY	0%	2006	24	6	2030	\$1.11	\$0.00
001.000.0003	Asphalt Patching Parking Lots-Access Drives	1450	SY	5%	2006	29	11	2035	\$49.33	\$3,576.00
001.000.0004	Concrete curb & curb/gutter Parking Lots-Access Drives	1	LS	5%	2006	20	2	2026	\$65,501.00	\$3,275.00
001.000.0005	Sidewalks Communitywide	1800	SF	5%	2006	20	2	2026	\$14.75	\$1,328.00
001.000.0006	4' Wide Concrete Steps Communitywide	20	Riser	10%	2006	25	7	2031	\$451.24	\$902.00
Total for 001.000 - PAVING, FLATWORK, DRAINAGE										\$40,807.00
002.000 - SITE IMPROVEMENTS										
002.000.0001	Group Mailbox Entry Drive	1	EA	100%	2006	25	7	2031	\$2,484.17	\$2,484.00
Total for 002.000 - SITE IMPROVEMENTS										\$2,484.00
003.000 - BUILDING EXTERIORS										
003.000.0001	Roofs, gutters & downspouts #20-28 Even #20-28 (5 Units)	1	LS	100%	2006	22	4	2028	\$25,070.00	\$25,070.00
003.000.0002	Roofs, gutters & downspouts #38-48 Even #38-48 (6 Units)	1	LS	100%	2006	23	5	2029	\$30,550.00	\$30,550.00

The Townes at Blakely Park

Component Summary

Line	Component Name and Location	Quantity	Units	% Repl	In-Service/ Replace Date	Current Estimated Useful Life	Remain Useful Life	Next Repl Year	Unit Cost	Replacement Cost for Study Year
003.000.0003	Roofs, gutters & downspouts #42-48 Even #42-48 (4 Units)	1	LS	100%	2006	24	6	2030	\$19,516.00	\$19,516.00
Total for 003.000 - BUILDING EXTERIORS										\$75,136.00

Component Summary Total for The Townes at Blakely Park Final Report

Total Replacement Cost for Study Year										\$118,427.00
--	--	--	--	--	--	--	--	--	--	---------------------

The Townes at Blakely Park

Reserve Expenditure 5-Year Plan

Year 2025

Line #	Component	Location	Replacement Cost *
001.000.0001	Asphalt Overlay	Parking Lots-Access Drives	\$32,833.24
Total Expenditures for Year 2025			\$32,833.24

* The Inflation Rate for expenditures follows the variable rate established by DMA. Please see the Financial Analysis Section for yearly inflation amounts.

The Townes at Blakely Park

Year 2026

Line #	Component	Location	Replacement Cost *
001.000.0004	Concrete curb & curb/gutter	Parking Lots-Access Drives	\$3,510.30
001.000.0005	Sidewalks	Communitywide	\$1,423.41
Total Expenditures for Year 2026			\$4,933.71

* The Inflation Rate for expenditures follows the variable rate established by DMA. Please see the Financial Analysis Section for yearly inflation amounts.

The Townes at Blakely Park

Year 2028

Line #	Component	Location	Replacement Cost *
003.000.0001	Roofs, gutters & downspouts #20-28	Even #20-28 (5 Units)	\$28,721.13
Total Expenditures for Year 2028			\$28,721.13

* The Inflation Rate for expenditures follows the variable rate established by DMA. Please see the Financial Analysis Section for yearly inflation amounts.

The Townes at Blakely Park

Financial Summary

Study Year 2024

Fiscal Year 1/1/2024 to 12/31/2024

Budgeted Total Assessment for current fiscal year	\$22,500
Budgeted Replacement Reserve Transfer (Assessment) for current fiscal year	\$12,489
Balance of the Replacement Reserve Account as of 1/1/2024	\$25,937
Source of current financial information	
The 2023 FYE Balance Sheet and the Approved 2024 Budget.	
Total current replacement value of all components	\$118,427
Minimum Threshold Reserve Balance in Study Year	\$6,123
<i>Threshold calculated as 5% of total current replacement value of all components.</i>	

Recommended Reserve Transfers (first 5 years)

<u>Year</u>	<u>Reserve Transfer Amount</u>	<u>% Increase</u>
2024	\$12,489	0.00%
2025	\$12,989	4.00%
2026	\$13,509	4.00%
2027	\$14,049	4.00%
2028	\$14,611	4.00%

Cash Flow Study Period is 30 Years

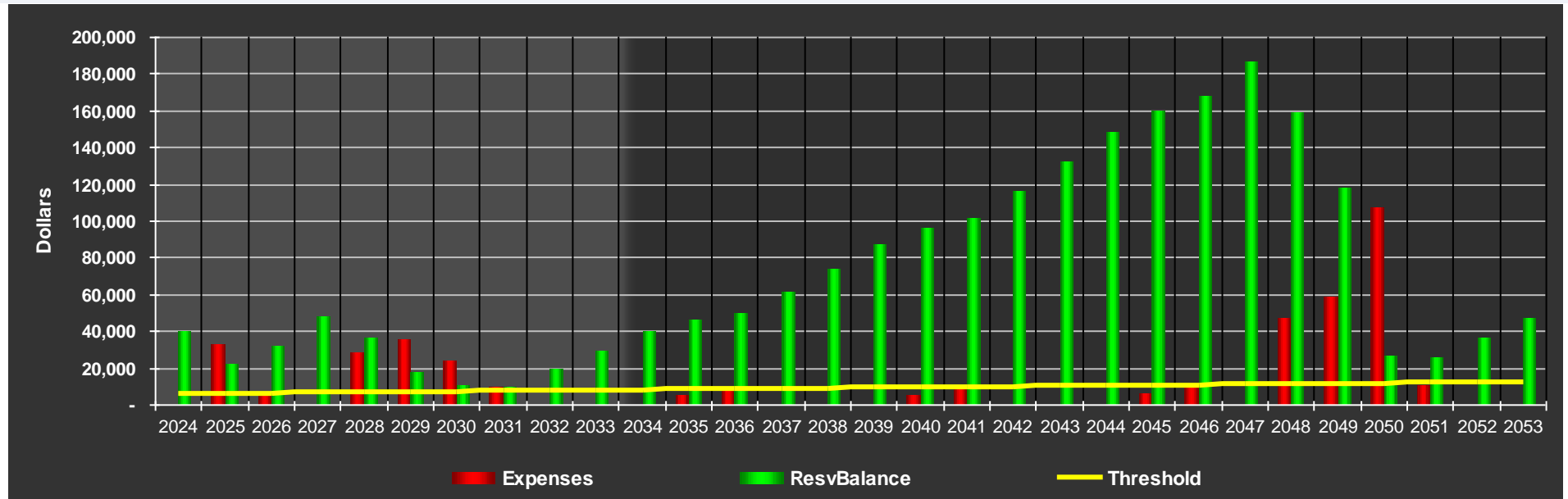
Please see the recommended funding plan for the entire study period on the following pages.

This is a Cash Flow analysis, which DMA recommends for your funding plan. DMA also offers an alternate component method "Full Funding" analysis, which can be provided upon request as a separate report

The Townes at Blakely Park

Navigator Cash Flow Funding Plan

NAVIGATOR™

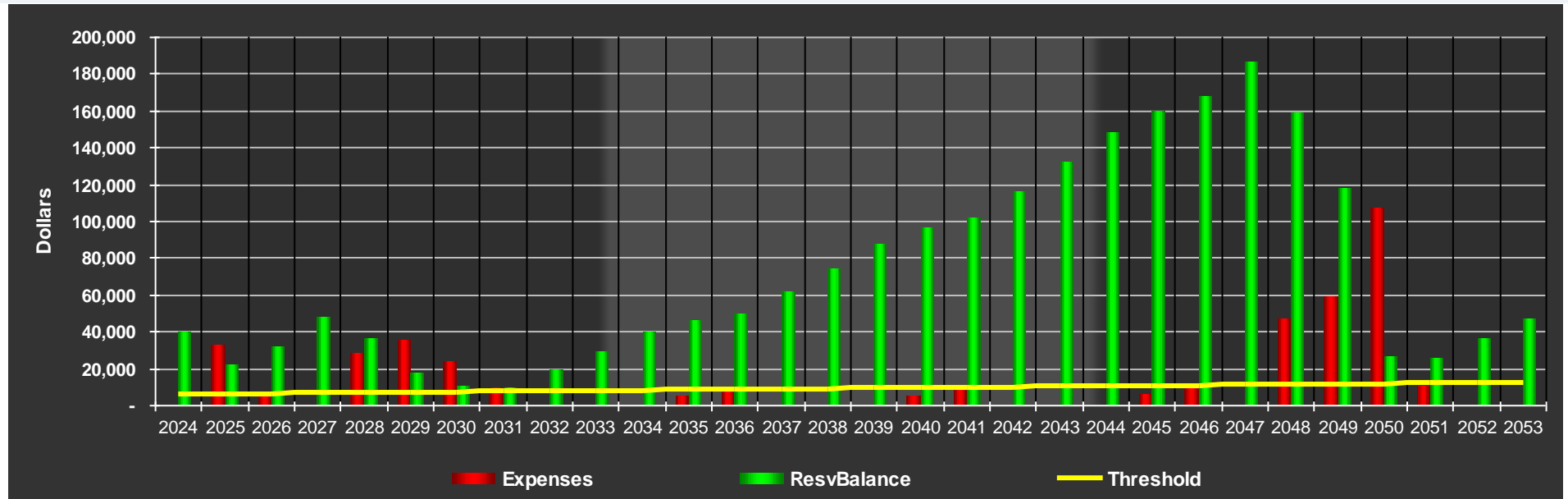


Cash Flow Summary

Years:	2024	2025	2026	2027	2028	2029	2030	2031	2032	2033
Beginning Balance	\$25,937	\$39,904	\$22,335	\$32,183	\$48,066	\$36,696	\$17,857	\$10,272	\$9,821	\$19,381
Transfer to Reserves	\$12,489	\$12,989	\$13,509	\$14,049	\$14,611	\$15,195	\$15,195	\$9,000	\$9,000	\$9,000
Investment Interest	\$1,478	\$2,275	\$1,273	\$1,834	\$2,740	\$2,092	\$1,018	\$586	\$560	\$1,105
Yearly Expenditures	\$0	-\$32,833	-\$4,933	\$0	-\$28,721	-\$36,126	-\$23,798	-\$10,037	\$0	\$0
Ending Balance	\$39,904	\$22,335	\$32,183	\$48,066	\$36,696	\$17,857	\$10,272	\$9,821	\$19,381	\$29,486
Threshold	\$6,123	\$6,336	\$6,563	\$6,788	\$7,014	\$7,240	\$7,466	\$7,692	\$7,919	\$8,144
Transfer change +/-	0.00%	4.00%	4.00%	4.00%	4.00%	4.00%	0.00%	-40.76%	0.00%	0.00%
Investment Ave Rate		5.70%	5.70%	5.70%	5.70%	5.70%	5.70%	5.70%	5.70%	5.70%

The Townes at Blakely Park

NAVIGATOR™

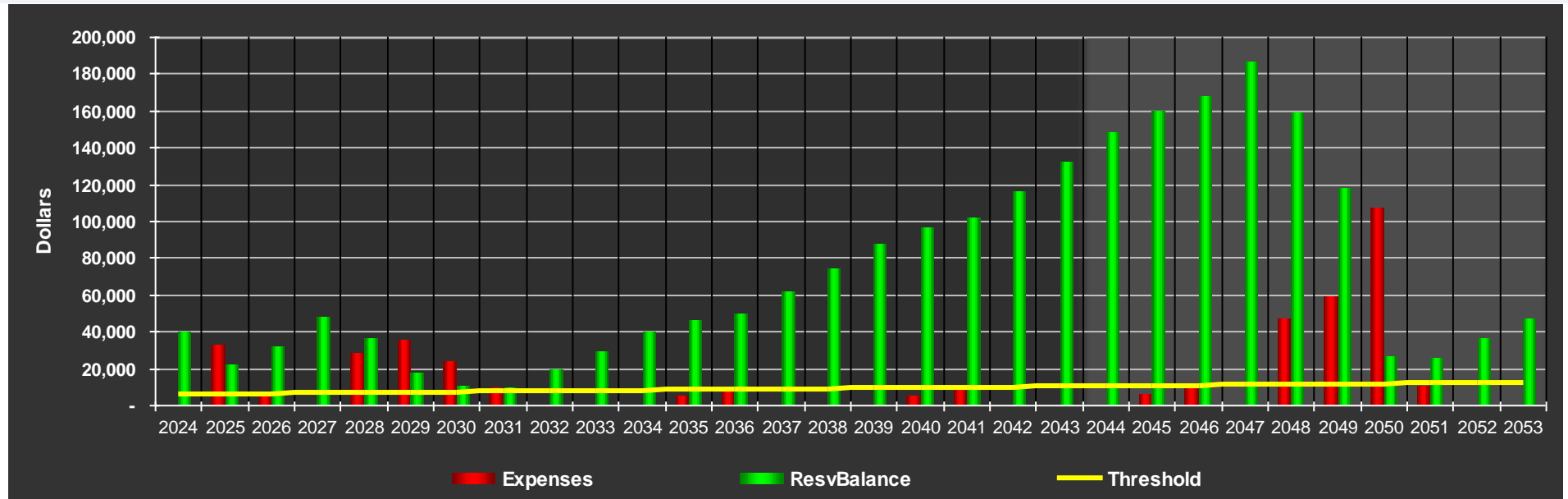


Cash Flow Summary

Years:	2034	2035	2036	2037	2038	2039	2040	2041	2042	2043
Beginning Balance	\$29,486	\$40,167	\$46,436	\$50,150	\$62,009	\$74,544	\$87,793	\$96,116	\$101,646	\$116,440
Transfer to Reserves	\$9,000	\$9,000	\$9,000	\$9,000	\$9,000	\$9,000	\$9,000	\$9,000	\$9,000	\$9,000
Investment Interest	\$1,681	\$2,290	\$2,647	\$2,859	\$3,535	\$4,249	\$5,004	\$5,479	\$5,794	\$6,637
Yearly Expenditures	\$0	-\$5,021	-\$7,933	\$0	\$0	\$0	-\$5,681	-\$8,949	\$0	\$0
Ending Balance	\$40,167	\$46,436	\$50,150	\$62,009	\$74,544	\$87,793	\$96,116	\$101,646	\$116,440	\$132,077
Threshold	\$8,371	\$8,597	\$8,823	\$9,049	\$9,275	\$9,501	\$9,727	\$9,953	\$10,179	\$10,405
Transfer Change +/-	0.00%	0.00%	0.00%	0.00%	0.00%	0.00%	0.00%	0.00%	0.00%	0.00%
Investment Ave Rate	5.70%	5.70%	5.70%	5.70%	5.70%	5.70%	5.70%	5.70%	5.70%	5.70%

The Townes at Blakely Park

NAVIGATOR™



Cash Flow Summary

Years:	2044	2045	2046	2047	2048	2049	2050	2051	2052	2053
Beginning Balance	\$132,077	\$148,605	\$159,734	\$167,874	\$186,443	\$158,838	\$118,208	\$26,623	\$26,160	\$36,651
Transfer to Reserves	\$9,000	\$9,000	\$9,000	\$9,000	\$9,000	\$9,000	\$9,000	\$9,000	\$9,000	\$9,000
Investment Interest	\$7,528	\$8,470	\$9,105	\$9,569	\$10,627	\$9,054	\$6,738	\$1,518	\$1,491	\$2,089
Yearly Expenditures	\$0	-\$6,341	-\$9,965	\$0	-\$47,232	-\$58,684	-\$107,322	-\$10,981	\$0	\$0
Ending Balance	\$148,605	\$159,734	\$167,874	\$186,443	\$158,838	\$118,208	\$26,623	\$26,160	\$36,651	\$47,740
Threshold	\$10,631	\$10,857	\$11,083	\$11,309	\$11,535	\$11,761	\$11,987	\$12,214	\$12,439	\$12,666
Transfer Change +/-	0.00%	0.00%	0.00%	0.00%	0.00%	0.00%	0.00%	0.00%	0.00%	0.00%
Investment Ave Rate	5.70%	5.70%	5.70%	5.70%	5.70%	5.70%	5.70%	5.70%	5.70%	5.70%

The Townes at Blakely Park

Navigator Assessment Allocation Model: Annual Change

Year	Operating Assessment *	% of Budget	% Ann Increase	Reserve Transfer	% of Budget	% Ann Increase	Total Budget Assessments	% Ann Increase	Special Assessments	Total ALL Assessments	% Ann Increase
2024	\$10,011	44.5%	0.0%	\$12,489	55.5%	0.0%	\$22,500	0.0%	\$0	\$22,500	0.0%
2025	\$10,258	44.1%	2.5%	\$12,989	55.9%	4.0%	\$23,247	3.3%	\$0	\$23,247	3.3%
2026	\$10,418	43.5%	1.6%	\$13,509	56.5%	4.0%	\$23,927	2.9%	\$0	\$23,927	2.9%
2027	\$10,577	43.0%	1.5%	\$14,049	57.1%	4.0%	\$24,626	2.9%	\$0	\$24,626	2.9%
2028	\$10,737	42.4%	1.5%	\$14,611	57.7%	4.0%	\$25,348	2.9%	\$0	\$25,348	2.9%
2029	\$10,897	41.8%	1.5%	\$15,195	58.2%	4.0%	\$26,092	2.9%	\$0	\$26,092	2.9%
2030	\$11,057	42.1%	1.5%	\$15,195	57.9%	0.0%	\$26,252	0.6%	\$0	\$26,252	0.6%
2031	\$11,218	55.5%	1.4%	\$9,000	44.5%	-40.8%	\$20,218	-23.0%	\$0	\$20,218	-23.0%
2032	\$11,377	55.8%	1.4%	\$9,000	44.2%	0.0%	\$20,377	0.8%	\$0	\$20,377	0.8%
2033	\$11,536	56.2%	1.4%	\$9,000	43.8%	0.0%	\$20,536	0.8%	\$0	\$20,536	0.8%

* In the model above, the annual reserve transfer amounts are as recommended in this analysis. The operating assessment budget amount is increased annually at a rate based on client input and may not reflect any actual budget planning that will be undertaken as part of the association’s annual budgeting process. The purpose of this analysis is to show the potential impact of the reserve recommendation on a hypothetical overall budget.

The Townes at Blakely Park

Navigator Assessment Allocation Model: Annual Assessment Per Unit

Unit Type		Alloc %	Year	Operating *	Reserve	Special	TOTAL	
Townhomes Community	15	Units	100.0%	2024	\$667	\$833	\$0	\$1,500
	15	Units	100.0%	2025	\$684	\$866	\$0	\$1,550
	15	Units	100.0%	2026	\$695	\$901	\$0	\$1,595
	15	Units	100.0%	2027	\$705	\$937	\$0	\$1,642
	15	Units	100.0%	2028	\$716	\$974	\$0	\$1,690
	15	Units	100.0%	2029	\$726	\$1,013	\$0	\$1,739
	15	Units	100.0%	2030	\$737	\$1,013	\$0	\$1,750
	15	Units	100.0%	2031	\$748	\$600	\$0	\$1,348
	15	Units	100.0%	2032	\$758	\$600	\$0	\$1,358
	15	Units	100.0%	2033	\$769	\$600	\$0	\$1,369

The Townes at Blakely Park

DMA Assessment Allocation Model: Average Monthly Assessment per Unit

Unit Type	Units	Alloc %	Year	Monthly			TOTAL
				Operating *	Reserve	Special	
Townhomes Community	15	100.0%	2024	\$56	\$69	\$0	\$125
	15	100.0%	2025	\$57	\$72	\$0	\$129
	15	100.0%	2026	\$58	\$75	\$0	\$133
	15	100.0%	2027	\$59	\$78	\$0	\$137
	15	100.0%	2028	\$60	\$81	\$0	\$141
	15	100.0%	2029	\$61	\$84	\$0	\$145
	15	100.0%	2030	\$61	\$84	\$0	\$146
	15	100.0%	2031	\$62	\$50	\$0	\$112
	15	100.0%	2032	\$63	\$50	\$0	\$113
	15	100.0%	2033	\$64	\$50	\$0	\$114

The Townes at Blakely Park

Harrisonburg, VA

CAPITAL RESERVE STUDY & FINANCIAL ANALYSIS

Component Record

Final Report

Date: 7/31/2024

DMA Project #2403012



Prepared by : DMA Reserves, Inc.

2302 E Cary Street

Richmond, Virginia 23223

804.644.6404

Table of Contents

Section		Page
001.000	PAVING, FLATWORK, DRAINAGE	1
002.000	SITE IMPROVEMENTS	4
003.000	BUILDING EXTERIORS	5

The Townes at Blakely Park

001.000 PAVING, FLATWORK, DRAINAGE

001.000.0001 Asphalt Overlay Parking Lots-Access Drives

Component Details

Last In-Service	Est Useful Life	Repl Interval	Remain Useful Life	Next Repl. Year	Field Meas. Quantity or Count	Units	% Replaced Per Interval	Client Responsibility	Unit Cost	Replacement Cost for Study Year
2006	19	25	1	2025	1450	SY	100.0%	100.00%	\$21.88	\$31,726.00

Yearly Expenditures for this component Year(s) and expenditures are shown below for this component if occurring within the study period.

Unless a One-Time Expenditure, any expenditures after 2024 include a compounded inflation factor (see last page of this report).

2025	\$32,833.24	2050	\$62,113.17
------	-------------	------	-------------

On 7/8/2024 By Rick Weinberg, DMA Reserves

Original comment: Entry drive is in good condition but rear parking area is in poor condition with areas that have alligatoring, cracking, settling and damage. There is also a single space concrete pad which is cracked. It is recommended that when the parking lot is redone this pad should be removed and repaved with asphalt to match the rest of the lot.

On 7/8/2024 By Rick Weinberg, DMA Reserves

Current Comment: Condition same as previously described.

001.000.0002 Asphalt Seal Coating Parking Lots-Access Drives

Component Details

Last In-Service	Est Useful Life	Repl Interval	Remain Useful Life	Next Repl. Year	Field Meas. Quantity or Count	Units	% Replaced Per Interval	Client Responsibility	Unit Cost	Replacement Cost for Study Year
2006	24	5	6	2030	1450	SY	0.0%	100.00%	\$1.11	\$0.00

Yearly Expenditures for this component Year(s) and expenditures are shown below for this component if occurring within the study period.

Unless a One-Time Expenditure, any expenditures after 2024 include a compounded inflation factor (see last page of this report).

2030	\$0.00	2035	\$0.00	2040	\$0.00
2045	\$0.00	2050	\$0.00		

On 7/8/2024 By Rick Weinberg, DMA Reserves

It does not appear sealcoating is being performed. We are therefore showing a 0% replacement until confirmed.

The Townes at Blakely Park

001.000.0003 Asphalt Patching Parking Lots-Access Drives

Component Details

Last In-Service	Est Useful Life	Repl Interval	Remain Useful Life	Next Repl. Year	Field Meas. Quantity or Count	Units	% Replaced Per Interval	Client Responsibility	Unit Cost	Replacement Cost for Study Year
2006	29	5	11	2035	1450	SY	5.0%	100.00%	\$49.33	\$3,576.00

Yearly Expenditures for this component Year(s) and expenditures are shown below for this component if occurring within the study period.

Unless a One-Time Expenditure, any expenditures after 2024 include a compounded inflation factor (see last page of this report).

2035	\$5,020.93	2040	\$5,681.27	2045	\$6,341.14
2050	\$7,001.13				

On 7/8/2024 By Rick Weinberg, DMA Reserves

This is an allowance to periodically replace a percentage of the total component(s).

001.000.0004 Concrete curb & curb/gutter Parking Lots-Access Drives

Component Details

Last In-Service	Est Useful Life	Repl Interval	Remain Useful Life	Next Repl. Year	Field Meas. Quantity or Count	Units	% Replaced Per Interval	Client Responsibility	Unit Cost	Replacement Cost for Study Year
2006	20	5	2	2026	1	LS	5.0%	100.00%	\$65,501.00	\$3,275.00

Detail of components within the assembly:

1	Concrete Curb, Parking Lots-Access Drives	300	LF	100.0%	100.00%	\$65.92	\$19,776.00
2	Concrete Curb and Gutter, Communitywide	450	LF	100.0%	100.00%	\$101.61	\$45,725.00

Yearly Expenditures for this component Year(s) and expenditures are shown below for this component if occurring within the study period.

Unless a One-Time Expenditure, any expenditures after 2024 include a compounded inflation factor (see last page of this report).

2026	\$3,510.30	2031	\$4,114.61	2036	\$4,719.21
2041	\$5,323.73	2046	\$5,928.13	2051	\$6,532.94

On 7/8/2024 By Rick Weinberg, DMA Reserves

Some curb is damaged and cracked. Other curbing is in good condition. This is an allowance to periodically repair/replace a percentage.

The Townes at Blakely Park

001.000.0005		Sidewalks				Communitywide					
Component Details											
Last In-Service	Est Useful Life	Repl Interval	Remain Useful Life	Next Repl. Year	Field Meas. Quantity or Count	Units	% Replaced Per Interval	Client Responsibility	Unit Cost	Replacement Cost for Study Year	
2006	20	5	2	2026	1800	SF	5.0%	100.00%	\$14.75	\$1,328.00	
Yearly Expenditures for this component Year(s) and expenditures are shown below for this component if occurring within the study period. Unless a One-Time Expenditure, any expenditures after 2024 include a compounded inflation factor (see last page of this report).											
2026			\$1,423.41	2031			\$1,668.47	2036			\$1,913.64
2041			\$2,158.79	2046			\$2,403.86	2051			\$2,649.12
On 7/8/2024 By Rick Weinberg, DMA Reserves Overall good condition with some minor cracking. This is an allowance to periodically repair/replace a percentage.											
001.000.0006		4' Wide Concrete Steps				Communitywide					
Component Details											
Last In-Service	Est Useful Life	Repl Interval	Remain Useful Life	Next Repl. Year	Field Meas. Quantity or Count	Units	% Replaced Per Interval	Client Responsibility	Unit Cost	Replacement Cost for Study Year	
2006	25	5	7	2031	20	Riser	10.0%	100.00%	\$451.24	\$902.00	
Yearly Expenditures for this component Year(s) and expenditures are shown below for this component if occurring within the study period. Unless a One-Time Expenditure, any expenditures after 2024 include a compounded inflation factor (see last page of this report).											
2031			\$1,133.25	2036			\$1,299.78	2041			\$1,466.28
2046			\$1,632.74	2051			\$1,799.33				
On 7/8/2024 By Rick Weinberg, DMA Reserves Observed in good condition. This is an allowance to periodically repair/replace a percentage.											
Total for 001.000 PAVING, FLATWORK, DRAINAGE										\$40,807.00	

The Townes at Blakely Park

002.000 SITE IMPROVEMENTS

002.000.0001		Group Mailbox					Entry Drive				
Component Details											
Last In-Service	Est Useful Life	Repl Interval	Remain Useful Life	Next Repl. Year	Field Meas. Quantity or Count	Units	% Replaced Per Interval	Client Responsibility	Unit Cost	Replacement Cost for Study Year	
2006	25	25	7	2031	1	EA	100.0%	100.00%	\$2,484.17	\$2,484.00	
Yearly Expenditures for this component Year(s) and expenditures are shown below for this component if occurring within the study period.											
Unless a One-Time Expenditure, any expenditures after 2024 include a compounded inflation factor (see last page of this report).											
2031		\$3,120.82									
On 7/8/2024 By Rick Weinberg, DMA Reserves											
Observed in good condition.											
Total for 002.000 SITE IMPROVEMENTS										\$2,484.00	

The Townes at Blakely Park

003.000 BUILDING EXTERIORS

Roofs, gutters and downspouts appear to be in good condition. We are therefore extended their useful lives a few years.

003.000.0001		Roofs, gutters & downspouts #20-28					Even #20-28 (5 Units)				
Component Details											
Last In-Service	Est Useful Life	Repl Interval	Remain Useful Life	Next Repl. Year	Field Meas. Quantity or Count	Units	% Replaced Per Interval	Client Responsibility	Unit Cost	Replacement Cost for Study Year	
2006	22	20	4	2028	1	LS	100.0%	100.00%	\$25,070.00	\$25,070.00	
Detail of components within the assembly:											
1	Asphalt Shingle Roofs, Even #20-28 (5 Units)				50	SQ	100.0%	100.00%	\$440.31	\$22,016.00	
2	Aluminum Gutter, Even #20-28 (5 Units)				230	LF	100.0%	100.00%	\$7.29	\$1,677.00	
3	Aluminum Downspout, Even #20-28 (5 Units)				170	LF	100.0%	100.00%	\$8.10	\$1,377.00	
Yearly Expenditures for this component Year(s) and expenditures are shown below for this component if occurring within the study period.											
Unless a One-Time Expenditure, any expenditures after 2024 include a compounded inflation factor (see last page of this report).											
2028			\$28,721.13			2048			\$47,231.66		

003.000.0002		Roofs, gutters & downspouts #38-48					Even #38-48 (6 Units)				
Component Details											
Last In-Service	Est Useful Life	Repl Interval	Remain Useful Life	Next Repl. Year	Field Meas. Quantity or Count	Units	% Replaced Per Interval	Client Responsibility	Unit Cost	Replacement Cost for Study Year	
2006	23	20	5	2029	1	LS	100.0%	100.00%	\$30,550.00	\$30,550.00	
Detail of components within the assembly:											
1	Asphalt Shingle Roofs, Even #38-48 (6 Units)				60	SQ	100.0%	100.00%	\$440.31	\$26,419.00	
2	Aluminum Gutter, Even #38-48 (6 Units)				300	LF	100.0%	100.00%	\$7.29	\$2,187.00	
3	Aluminum Downspout, Even #38-48 (6 Units)				240	LF	100.0%	100.00%	\$8.10	\$1,944.00	
Yearly Expenditures for this component Year(s) and expenditures are shown below for this component if occurring within the study period.											
Unless a One-Time Expenditure, any expenditures after 2024 include a compounded inflation factor (see last page of this report).											
2029			\$36,126.21			2049			\$58,684.06		

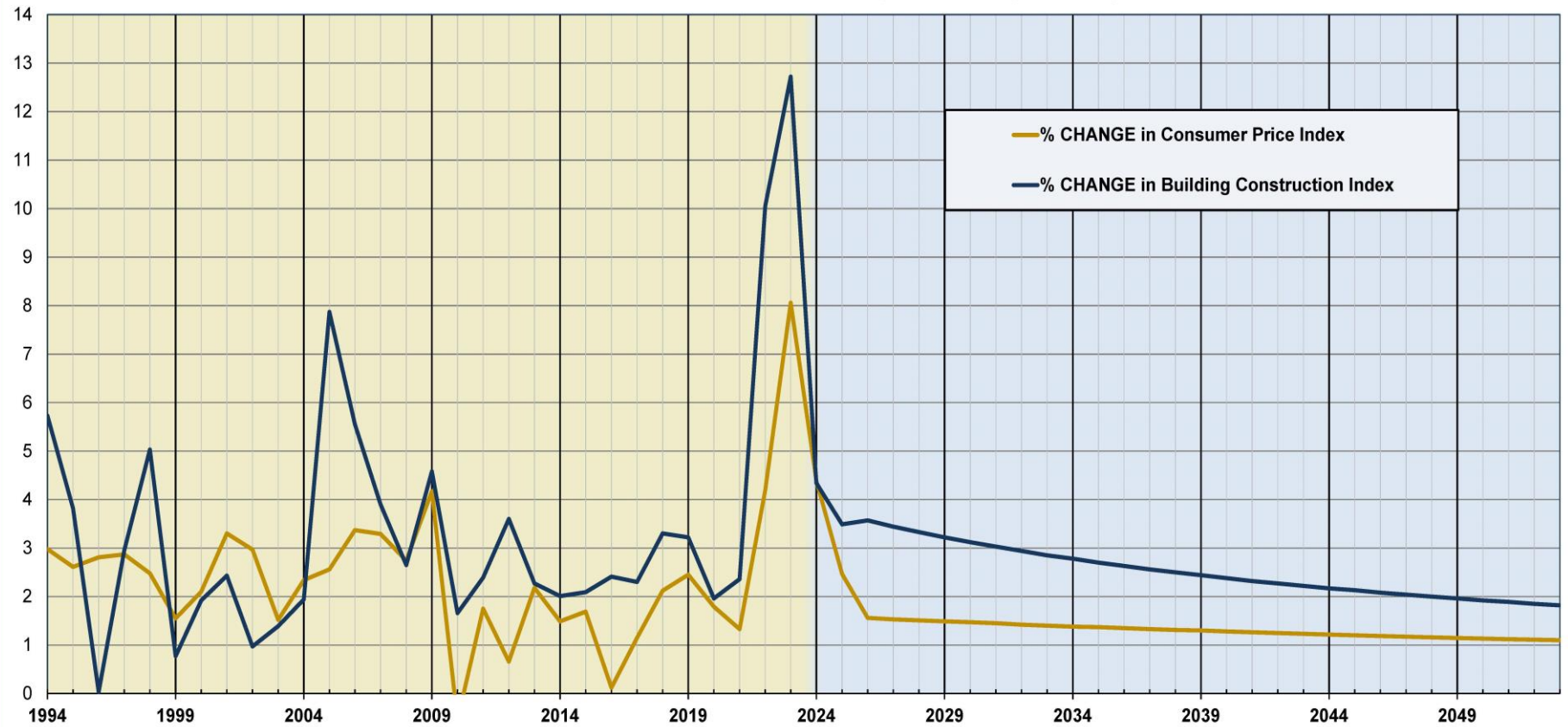
The Townes at Blakely Park

003.000.0003		Roofs, gutters & downspouts #42-48					Even #42-48 (4 Units)			
Component Details										
Last In-Service	Est Useful Life	Repl Interval	Remain Useful Life	Next Repl. Year	Field Meas. Quantity or Count	Units	% Replaced Per Interval	Client Responsibility	Unit Cost	Replacement Cost for Study Year
2006	24	20	6	2030	1	LS	100.0%	100.00%	\$19,516.00	\$19,516.00
Detail of components within the assembly:										
1	Asphalt Shingle Roofs, Even #42-48 (4 Units)				40	SQ	100.0%	100.00%	\$440.31	\$17,612.00
2	Aluminum Gutter, Even #42-48 (4 Units)				150	LF	100.0%	100.00%	\$7.29	\$1,094.00
3	Aluminum Downspout, Even #42-48 (4 Units)				100	LF	100.0%	100.00%	\$8.10	\$810.00
Yearly Expenditures for this component Year(s) and expenditures are shown below for this component if occurring within the study period.										
Unless a One-Time Expenditure, any expenditures after 2024 include a compounded inflation factor (see last page of this report).										
2030		\$23,798.25			2050		\$38,208.43			
Total for 003.000 BUILDING EXTERIORS										\$75,136.00

The Townes at Blakely Park



Variable Inflation Rate: Statistical Analysis for a 30 year study



This graph uses the ETS-AAA method with no seasonality and a lower limit.

Year	1994	1995	1996	1997	1998	1999	2000	2001	2002	2003	2004	2005	2006	2007	2008	2009	2010	2011	2012	2013	2014	2015	2016	2017	2018	2019	2020	2021	2022	2023
% CHANGE CPI	2.98	2.61	2.81	2.87	2.48	1.55	2.10	3.30	2.97	1.52	2.34	2.56	3.37	3.29	2.74	4.17	-0.550	1.75	0.66	2.18	1.49	1.69	0.12	1.15	2.12	2.45	1.79	1.33	4.19	8.06
% CHANGE BCI	5.73	3.82	0.03	2.95	5.03	0.77	1.92	2.43	0.97	1.39	1.94	7.87	5.55	3.90	2.65	4.58	1.660	2.39	3.60	2.27	2.01	2.09	2.41	2.30	3.30	1.96	1.96	2.36	10.05	12.72

Year	2024	2025	2026	2027	2028	2029	2030	2031	2032	2033	2034	2035	2036	2037	2038	2039	2040	2041	2042	2043	2044	2045	2046	2047	2048	2049	2050	2051	2052	2053
% CHANGE CPI	4.39	2.47	1.56	1.53	1.51	1.49	1.47	1.45	1.42	1.40	1.38	1.37	1.35	1.33	1.31	1.30	1.280	1.26	1.25	1.23	1.22	1.20	1.19	1.17	1.16	1.15	1.13	1.12	1.11	1.10
% CHANGE BCI	4.34	3.49	3.57	3.44	3.33	3.22	3.12	3.03	2.94	2.85	2.78	2.70	2.63	2.56	2.50	2.44	2.380	2.32	2.27	2.22	2.17	2.13	2.08	2.04	2.00	1.96	1.92	1.89	1.85	1.82

The Townes at Blakely Park

Harrisonburg, VA

CAPITAL RESERVE STUDY & FINANCIAL ANALYSIS

Annual Capital Reserve Expenditures

Final Report

Date: 7/31/2024

DMA Project #2403012



Prepared by : DMA Reserves, Inc.

2302 E Cary Street

Richmond, Virginia 23223

804.644.6404

Table of Contents

Year	Total Expenditures	Page
Year: 2024	No Yearly Expenses	
Year: 2025	\$32,833.24	1
Year: 2026	\$4,933.71	2
Year: 2027	No Yearly Expenses	
Year: 2028	\$28,721.13	3
Year: 2029	\$36,126.21	4
Year: 2030	\$23,798.25	5
Year: 2031	\$10,037.15	6
Year: 2032	No Yearly Expenses	
Year: 2033	No Yearly Expenses	
Year: 2034	No Yearly Expenses	
Year: 2035	\$5,020.93	7
Year: 2036	\$7,932.63	8
Year: 2037	No Yearly Expenses	
Year: 2038	No Yearly Expenses	
Year: 2039	No Yearly Expenses	
Year: 2040	\$5,681.27	9
Year: 2041	\$8,948.80	10
Year: 2042	No Yearly Expenses	

Table of Contents

Year	Total Expenditures	Page
Year: 2043	No Yearly Expenses	
Year: 2044	No Yearly Expenses	
Year: 2045	\$6,341.14	11
Year: 2046	\$9,964.73	12
Year: 2047	No Yearly Expenses	
Year: 2048	\$47,231.66	13
Year: 2049	\$58,684.06	14
Year: 2050	\$107,322.73	15
Year: 2051	\$10,981.39	16
Year: 2052	No Yearly Expenses	
Year: 2053	No Yearly Expenses	

The Townes at Blakely Park

Capital Expenditures for Year 2025

Line #	Component	Location	Replacement Cost *
001.000. 0001	Asphalt Overlay	Parking Lots-Access Drives	\$32,833.24
Total Expenditures for Year 2025			\$32,833.24

The Townes at Blakely Park

Capital Expenditures for Year 2026

Line #	Component	Location	Replacement Cost *
001.000. 0004	Concrete curb & curb/gutter	Parking Lots-Access Drives	\$3,510.30
001.000. 0005	Sidewalks	Communitywide	\$1,423.41
Total Expenditures for Year 2026			\$4,933.71

The Townes at Blakely Park

Capital Expenditures for Year 2028

Line #	Component	Location	Replacement Cost *
003.000. 0001	Roofs, gutters & downspouts #20-28	Even #20-28 (5 Units)	\$28,721.13
Total Expenditures for Year 2028			\$28,721.13

The Townes at Blakely Park

Capital Expenditures for Year 2029

Line #	Component	Location	Replacement Cost *
003.000. 0002	Roofs, gutters & downspouts #38-48	Even #38-48 (6 Units)	\$36,126.21
Total Expenditures for Year 2029			\$36,126.21

The Townes at Blakely Park

Capital Expenditures for Year 2030

Line #	Component	Location	Replacement Cost *
003.000. 0003	Roofs, gutters & downspouts #42-48	Even #42-48 (4 Units)	\$23,798.25
Total Expenditures for Year 2030			\$23,798.25

The Townes at Blakely Park

Capital Expenditures for Year 2031

Line #	Component	Location	Replacement Cost *
001.000. 0004	Concrete curb & curb/gutter	Parking Lots-Access Drives	\$4,114.61
001.000. 0005	Sidewalks	Communitywide	\$1,668.47
001.000. 0006	4' Wide Concrete Steps	Communitywide	\$1,133.25
002.000. 0001	Group Mailbox	Entry Drive	\$3,120.82
Total Expenditures for Year 2031			\$10,037.15

The Townes at Blakely Park

Capital Expenditures for Year 2035

Line #	Component	Location	Replacement Cost *
001.000. 0003	Asphalt Patching	Parking Lots-Access Drives	\$5,020.93
Total Expenditures for Year 2035			\$5,020.93

The Townes at Blakely Park

Capital Expenditures for Year 2036

Line #	Component	Location	Replacement Cost *
001.000. 0004	Concrete curb & curb/gutter	Parking Lots-Access Drives	\$4,719.21
001.000. 0005	Sidewalks	Communitywide	\$1,913.64
001.000. 0006	4' Wide Concrete Steps	Communitywide	\$1,299.78
Total Expenditures for Year 2036			\$7,932.63

The Townes at Blakely Park

Capital Expenditures for Year 2040

Line #	Component	Location	Replacement Cost *
001.000. 0003	Asphalt Patching	Parking Lots-Access Drives	\$5,681.27
Total Expenditures for Year 2040			\$5,681.27

The Townes at Blakely Park

Capital Expenditures for Year 2041

Line #	Component	Location	Replacement Cost *
001.000. 0004	Concrete curb & curb/gutter	Parking Lots-Access Drives	\$5,323.73
001.000. 0005	Sidewalks	Communitywide	\$2,158.79
001.000. 0006	4' Wide Concrete Steps	Communitywide	\$1,466.28
Total Expenditures for Year 2041			\$8,948.80

The Townes at Blakely Park

Capital Expenditures for Year 2045

Line #	Component	Location	Replacement Cost *
001.000. 0003	Asphalt Patching	Parking Lots-Access Drives	\$6,341.14
Total Expenditures for Year 2045			\$6,341.14

The Townes at Blakely Park

Capital Expenditures for Year 2046

Line #	Component	Location	Replacement Cost *
001.000. 0004	Concrete curb & curb/gutter	Parking Lots-Access Drives	\$5,928.13
001.000. 0005	Sidewalks	Communitywide	\$2,403.86
001.000. 0006	4' Wide Concrete Steps	Communitywide	\$1,632.74
Total Expenditures for Year 2046			\$9,964.73

The Townes at Blakely Park

Capital Expenditures for Year 2048

Line #	Component	Location	Replacement Cost *
003.000. 0001	Roofs, gutters & downspouts #20-28	Even #20-28 (5 Units)	\$47,231.66
Total Expenditures for Year 2048			\$47,231.66

The Townes at Blakely Park

Capital Expenditures for Year 2049

Line #	Component	Location	Replacement Cost *
003.000. 0002	Roofs, gutters & downspouts #38-48	Even #38-48 (6 Units)	\$58,684.06
Total Expenditures for Year 2049			\$58,684.06

The Townes at Blakely Park

Capital Expenditures for Year 2050

Line #	Component	Location	Replacement Cost *
001.000. 0001	Asphalt Overlay	Parking Lots-Access Drives	\$62,113.17
001.000. 0003	Asphalt Patching	Parking Lots-Access Drives	\$7,001.13
003.000. 0003	Roofs, gutters & downspouts #42-48	Even #42-48 (4 Units)	\$38,208.43
Total Expenditures for Year 2050			\$107,322.73

The Townes at Blakely Park

Capital Expenditures for Year 2051

Line #	Component	Location	Replacement Cost *
001.000. 0004	Concrete curb & curb/gutter	Parking Lots-Access Drives	\$6,532.94
001.000. 0005	Sidewalks	Communitywide	\$2,649.12
001.000. 0006	4' Wide Concrete Steps	Communitywide	\$1,799.33
Total Expenditures for Year 2051			\$10,981.39